

SUNLIGHT 3DX LF

PVC insulated oil flexible cord
for electronics wiring

- Heat resistance ★★
 - Oil resistance ★★★★★
 - Noise resistance ★
 - Flame resistance ★★★★★
 - Flexibility ★★★★★
 - non-migratory ★★★★★
 - Transport property ★★
- ※The characteristic is an aim.

Meeting standard

Certification	Electrical Appliance and Material Safety
Applicable standard	Law/Departmental order to determine a technical standard of the electrical equipment
Official symbol	VCTF
Voltage rating	300V
Temperature rating	60°C
Conductor	JIS C 3102
Flame rating	JIS C 3005-4.26.2-b)



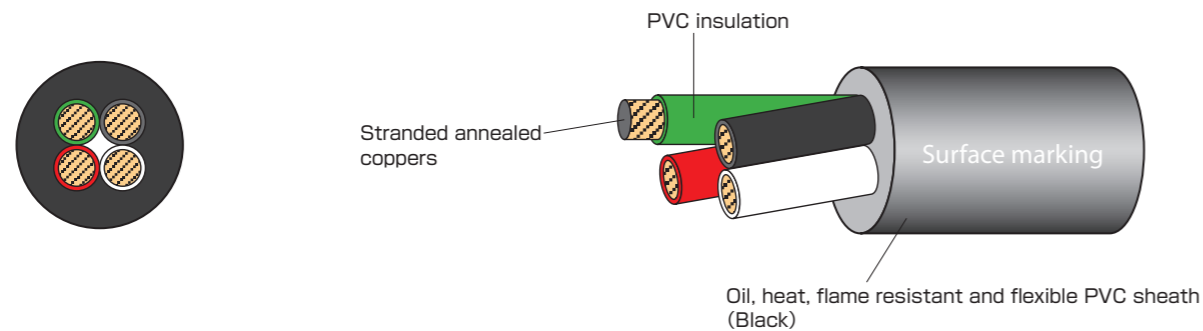
> Application

- AC 300V or less of the environmental type cable as machine tools, construction machinery, applications under harsh conditions, such as a robot power circuit.
- Oil, flexibility of use.
Rated voltage: 300V. Temp: 60°C.

> Feature

- Oil, heat, flame retardant and soft PVC for sheath.
- Sheath material is non-migratory against ABS and PS resin.
- Chemical, water, abrasion, cold resistance PVC for sheath.
- Flame resisting : UL VW-1.
- 0.75mm²~5.5mm² cables conform to Electrical Appliance and Material Safety Law.
(0.3, 0.5mm² cables used in less than 100V out of Electrical Appliance and Material Safety Law)

> Construction figure



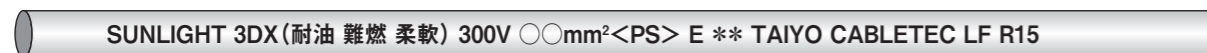
※Cables with more than 8 cores : binder tape on cores.

> Surface marking

(1) 0.3, 0.5mm² cables

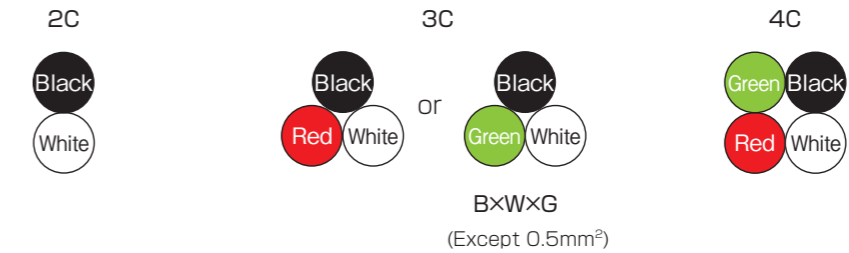


(2) 0.75mm² or larger

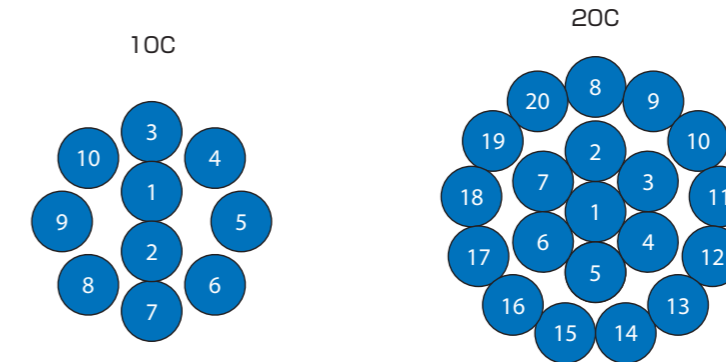


> Identification


·2C~4C



·5 cores or more is identified by numbering



Figures in ○ indicate white numbering on blue insulator.



SUNLIGHT

SUNLIGHT

SUNLIGHT 3DX LF

SUNLIGHT 3DX LF

SUNLIGHT 3DX LF

PVC insulated oil flexible cord for electronics wiring



> Construction table

No. of cores	Conductor			PVC insulation		Oil heat flame-resistant flexible PVC sheath		Approx. weight (lbs/1000ft) (kg/km)	Electrical Characteristics			Allowable ampacity (A)
	Size (AWG)	Construction (Line/mm)	Outside diameter (mm)	Outside diameter (inch)	Outside diameter (mm)	Overall diameter approx. (inch)	Overall diameter approx. (mm)		Conductor resistance (Ω/km20°C)	Insulation resistance (MΩkm20°C)	Electrical strength (V/1min.)	
2C						0.181	4.6	22(32)				3.0
3C						0.189	4.8	26(38)				3.0
4C						0.205	5.2	31(46)				3.0
○ 5C						0.224	5.7	37(55)				3.0
6C						0.240	6.1	44(65)				3.0
○ 7C						0.240	6.1	47(70)				3.0
○ 8C	0.3mm	12/0.18 (12/7.1mil)	0.7 (27mil)	0.015	1.5	0.268	6.8	51(75)	less than 62.9	more than 5	2000	3.0
10C						0.307	7.8	64(95)				3.0
○ 12C						0.323	8.2	77(115)				3.0
○ 16C						0.358	9.1	98(145)				3.0
○ 20C						0.386	9.8	114(170)				2.9
○ 30C						0.465	11.8	172(255)				2.6
2C						0.228	5.8	30(44)				5.0
3C						0.240	6.1	34(50)				5.0
4C						0.260	6.6	40(60)				5.0
5C						0.280	7.1	47(70)				5.0
6C						0.303	7.7	57(85)				5.0
7C						0.303	7.7	60(90)				5.0
8C						0.335	8.5	67(100)				5.0
10C						0.386	9.8	81(120)				5.0
12C	0.5mm	20/0.18 (20/7.1mil)	0.9 (35mil)	0.075	1.9	0.398	10.1	91(135)	less than 37.8	more than 5	1000	4.9
16C						0.437	11.1	114(170)				4.4
20C						0.472	12.0	141(210)				4.1
24C						0.543	13.8	175(260)				4.0
30C						0.575	14.6	208(310)				3.6
36C						0.618	15.7	245(365)				3.4
40C						0.650	16.5	272(405)				3.3
50C						0.713	18.1	339(505)				3.1
○ 60C						0.783	19.9	396(590)				2.9
2C						0.260	6.6	40(60)				7.0
3C						0.276	7.0	47(70)				7.0
4C						0.299	7.6	57(85)				7.0
5C						0.323	8.2	67(100)				7.0
6C						0.350	8.9	77(115)				7.0
7C						0.350	8.9	84(125)				7.0
8C						0.386	9.8	91(135)				7.0
10C	0.75mm	30/0.18 (30/7.1mil)	1.1 (43mil)	0.091	2.3	0.449	11.4	111(165)	less than 25.1	more than 5	1000	6.9
12C						0.465	11.8	128(190)				6.4
16C						0.512	13.0	161(240)				5.8
20C						0.563	14.3	205(305)				5.4
24C						0.646	16.4	249(370)				5.2
30C						0.685	17.4	296(440)				4.8
36C						0.744	18.9	356(530)				4.5
40C						0.772	19.6	390(580)				4.3
○ 50C						0.858	21.8	487(725)				4.0
2C						0.291	7.4	50(75)				12
3C						0.307	7.8	64(95)				12
4C						0.335	8.5	77(115)				12
5C						0.366	9.3	91(135)				11
6C						0.398	10.1	108(160)				11
7C						0.398	10.1	118(175)				10
8C						0.437	11.1	124(185)				9.8
10C	1.25mm	50/0.18 (50/7.1mil)	1.5 (59mil)	0.106	2.7	0.512	13.0	158(235)	less than 15.1	more than 5	1000	9.4
12C						0.535	13.6	185(275)				8.7
16C						0.594	15.1	235(350)				7.9
20C						0.654	16.6	296(440)				7.3
24C						0.748	19.0	366(545)				7.0
30C						0.791	20.1	430(640)				6.5
36C						0.862	21.9	517(770)				6.1
○ 40C						0.894	22.7	564(840)				5.9
○ 50C						0.992	25.2	706(1050)				5.4

No. of cores	Conductor			PVC insulation		Oil heat flame-resistant flexible PVC sheath		Approx. weight (lbs/1000ft) (kg/km)	Electrical Characteristics			Allowable ampacity (A)
	Size (AWG)	Construction (Line/mm)	Outside diameter (mm)	Outside diameter (inch)	Outside diameter (mm)	Overall diameter approx. (inch)	Overall diameter approx. (mm)		Conductor resistance (Ω/km20°C)	Insulation resistance (MΩkm20°C)	Electrical strength (V/1min.)	
2C						0.315	8.0	64(95)				17
3C						0.335	8.5	81(120)				17
4C						0.362	9.2	101(150)				15
5C						0.398	10.1	121(180)				14
6C						0.433	11.0	141(210)				14
7C						0.433	11.0	155(230)				13
8C	2.0mm	37/0.26 (37/10.2mil)	1.8 (71mil)	0.118	3.0	0.476	12.1	168(250)	less than 9.79	more than 5	1000	12
10C						0.567	14.4	215(320)				12
12C						0.587	14.9	249(370)				11
16C						0.657	16.7	326(485)				10
20C						0.713	18.1	396(590)				9.4
○ 24C						0.819	20.8	494(735)				9.1
○ 30C						0.874	22.2	595(885)				8.3

Note: Six times(x6~) of overall diameter is needed when you bend cables, and more diameter is needed when you bend cables repeatedly by cable reel, curtain, etc.
○: Indicates Make-to-order products.

> Allowable Ampacity

The allowable ampacity of this catalog is a value at one in the air construction and the ambient temperature 30°C.

Allowable ampacity is calculated based on JCS0168.

Please multiply the following correction coefficient by the ambient temperature.

● Adjustment factors (at ambient temperature)

Ambient temperature (°C)	30	35	40	45	50	55	60	70	80	90	100
Adjustment factors	1.00	0.91	0.82	0.71	0.58	0.41	—	—	—	—	—

> Oil resistance

Insulating oil	Lubricating oil	Cutting oil I	Cutting oil II	Hydraulic oil	Grease
A	A	B	B	B	B

※ A~C in the table indicate the characteristics below.

A: There is no problem on practical use at all.

B: Deterioration slightly no problem almost on practical use.

C: It is sometimes deteriorated to some degree, and not possible to use it.

> Standard sales length

100m

(Sale by cutting short length is available Min.5 cores.)

SUNLIGHT

SUNLIGHT

SUNLIGHT 3DX LF

SUNLIGHT 3DX LF